



CARL T.C. GUTIERREZ
GOVERNOR OF GUAM

AUG 20 1996

The Honorable Don Parkinson
Speaker
Twenty-Third Guam Legislature
Guam Legislature Temporary Building
155 Hesler Street
Agana, Guam 96910

| | |
|-----------------------|--------------------|
| OFFICE OF THE SPEAKER | |
| Date: | 8.20.96 |
| Time: | 2:35 PM |
| Received By: | <i>[Signature]</i> |
| Print Name: | LURINA CABREDA |

Dear Mr. Speaker:

REFERS TO
LEGISLATIVE SECRETARY

Enclosed please find a copy of Substitute Bill No. 722 (LS), "AN ACT TO RE-APPROPRIATE NINE HUNDRED SIXTY THOUSAND SIX HUNDRED SEVENTY ONE DOLLARS (\$960,671) OF THE AMOUNT APPROPRIATED TO THE DEPARTMENT OF PUBLIC HEALTH AND SOCIAL SERVICES IN THE GENERAL APPROPRIATIONS ACT OF 1996 TO FUND SHORTFALLS IN PUBLIC ASSISTANCE BENEFITS FOR FISCAL YEAR 1996", which I have signed into law today as **Public Law No. 23-120**.

This legislation provides for transfer of funds from the various appropriations to Personnel Services category of the Fiscal Year 1996 budget of the Department of Public Health and Social Services to the Miscellaneous category of the budget for public assistance.

Although there are technical errors in the bill itself, the intent to pay public assistance for the remainder of the fiscal year is clear.

Please note that the General Appropriation Act of 1996 has only 5 chapters. The reference to "Chapter VI" on page 2, line 17 of the legislation should read "Chapter II", where the item is located. Also, the intent is that transfers may be made from any appropriation made to the department for personnel services, not merely from any one division.

A copy has also been delivered to the Office of the Legislative Secretary.

Very truly yours,

[Signature]
Carl T. C. Gutierrez
Governor of Guam

Attachment

231435

| | |
|-------------------------------------|--------------------|
| OFFICE OF THE LEGISLATIVE SECRETARY | |
| ACKNOWLEDGMENT RECEIPT | |
| Received By: | <i>[Signature]</i> |
| Time: | 4:40 pm. |
| Date: | 20 AUG. 1996 |



CARL T.C. GUTIERREZ
GOVERNOR OF GUAM

AUG 20 1996

The Honorable Judith Won-Pat Borja
Legislative Secretary
Twenty-Third Guam Legislature
Guam Legislature Temporary Building
155 Hesler Street
Agana, Guam 96910

| | |
|-------------------------------------|--------------------|
| OFFICE OF THE LEGISLATIVE SECRETARY | |
| ACKNOWLEDGMENT RECEIPT | |
| Received By | <i>[Signature]</i> |
| Time | 2:53 pm. |
| Date | 20 AUG. 96 |

Dear Madame Legislative Secretary:

Enclosed please find a copy of Governor's message and Substitute Bill No. 722 (LS), "AN ACT TO RE-APPROPRIATE NINE HUNDRED SIXTY THOUSAND SIX HUNDRED SEVENTY ONE DOLLARS (\$960,671) OF THE AMOUNT APPROPRIATED TO THE DEPARTMENT OF PUBLIC HEALTH AND SOCIAL SERVICES IN THE GENERAL APPROPRIATIONS ACT OF 1996 TO FUND SHORTFALLS IN PUBLIC ASSISTANCE BENEFITS FOR FISCAL YEAR 1996", which I have signed into law today as **Public Law No. 23-120**.

A copy has also been delivered to the Office of the Speaker.

Very truly yours,

[Signature]
Carl T. C. Gutierrez
Governor of Guam

Attachment

231429

*for file purposes
only*

TWENTY-THIRD GUAM LEGISLATURE
1996 (SECOND) Regular Session

I, Don Parkinson, Speaker of the Twenty-Third Guam Legislature, hereby certify, pursuant to §2103 of Title 2, Guam Code Annotated, that an emergency condition exists, involving danger to the public health and safety, resulting from the shortfall of funds in the Department of Public Health & Social Services, Division of Public Welfare, to meet the needs of families requiring public assistance, and therefore waive the statutory requirement for a public hearing on Bill No. 722.

Dated: August 19, 1996



DON PARKINSON
Speaker

TWENTY-THIRD GUAM LEGISLATURE
1996 (SECOND) Regular Session

CERTIFICATION OF PASSAGE OF AN ACT TO THE GOVERNOR

This is to certify that Substitute Bill No. 722 (LS), "AN ACT TO RE-APPROPRIATE NINE HUNDRED SIXTY THOUSAND SIX HUNDRED SEVENTY ONE DOLLARS (\$960,671) OF THE AMOUNT APPROPRIATED TO THE DEPARTMENT OF PUBLIC HEALTH & SOCIAL SERVICES IN THE GENERAL APPROPRIATIONS ACT OF 1996 TO FUND SHORTFALLS IN PUBLIC ASSISTANCE BENEFITS FOR FISCAL YEAR 1996," was on the 19th day of August, 1996, duly and regularly passed.




DON PARKINSON
Speaker

Attested:



JUDITH WON PAT-BORJA
Senator and Legislative Secretary

This Act was received by the Governor this 20th day of August,
1996, at 9:50 o'clock A.M.



Assistant Staff Officer
Governor's Office

APPROVED:



CARL T. C. GUTIERREZ
Governor of Guam

Date: 8-20-96

Public Law No. 23-120

TWENTY-THIRD GUAM LEGISLATURE
1996 (SECOND) Regular Session

Bill No. 722 (LS)
As substituted by the
Committee of the Whole

Introduced by:

L. Leon Guerrero
F. E. Santos
T. C. Ada
J. P. Aguon
E. Barrett-Anderson
A. C. Blaz
J. M. S. Brown
F. P. Camacho
M. C. Charfauros
H. A. Cristobal
M. Forbes
A. C. Lamorena V
C. Leon Guerrero
T. S. Nelson
S. L. Orsini
V. C. Pangelinan
D. Parkinson
J. T. San Agustin
A. L. G. Santos
A. R. Unpingco
J. Won Pat-Borja

AN ACT TO RE-APPROPRIATE NINE HUNDRED SIXTY
THOUSAND SIX HUNDRED SEVENTY ONE
DOLLARS (\$960,671) OF THE AMOUNT
APPROPRIATED TO THE DEPARTMENT OF PUBLIC
HEALTH & SOCIAL SERVICES IN THE GENERAL
APPROPRIATIONS ACT OF 1996 TO FUND
SHORTFALLS IN PUBLIC ASSISTANCE BENEFITS
FOR FISCAL YEAR 1996.

1 **BE IT ENACTED BY THE PEOPLE OF THE TERRITORY OF GUAM:**

2 **Section 1. Legislative findings.** The Department of Public Health &
3 Social Services, at their Fiscal Year 1997 budget hearing, declared that the
4 Division of Public Welfare will experience cash shortfalls for public assistance
5 benefit payments for the month of September 1996. Although it was
6 determined that the Department will be anticipating lapses in various areas,
7 the passage of Public Law 23-94, which restricts the Governor's transfer
8 authority, allows the Department no flexibility in identifying additional
9 funding sources. It is therefore imperative that re-appropriation by
10 legislative action be enacted.

11 **Section 2. Re-Appropriation.** The sum of Nine Hundred Sixty
12 Thousand Six Hundred Seventy One Dollars (\$960,671) is hereby re-
13 appropriated from the appropriation to the Department of Public Health &
14 Social Services, Personnel Services budget categories, in the General
15 Appropriations Act of 1996, as previously amended, to the Department of
16 Public Health & Social Services for the Miscellaneous category 1723-290 of
17 the Public Assistance Division, Item (15) of Subsection F of Chapter VI of the
18 General Appropriations Act of 1996, to fund the Public Assistance Program
19 Payments in Fiscal Year 1996.



State of Georgia
 Department of Public Health
 100 North Decatur Street
 Atlanta, Georgia 30303
 Telephone: 478-324-4444
 Telefax: 478-324-3300

Shulton Law Firm, P.C.
 100 North Decatur Street
 Atlanta, Georgia 30303

August 10, 1990

Speaker Don Larison
 424 West O'Brien Drive
 Julia's Shopping Center
 Suite #221
 Agona, GA 30910

Dear Mr. Speaker,

(Date: 8/10/90)
 (Time: 10:00 AM)
 (To: Don Larison)
 (From: Shulton Law Firm, P.C.)
 (Subject: Public Health Budget Hearing)

The recent Public Health budget hearing revealed a shortfall of \$40,831.30 in the Public Assistance program. This program is mostly and federally funded and its purpose is to provide temporary financial help to those in need. The Director of Public Health and Social Services transferred a check to my committee during his visit on Public Assistance check by the funding source is not identified.

I have analyzed their FY spending to date and have identified a one million dollar in positive variance within their Personnel and Contractual budget categories of the Department of Public Health and Social Services. This analysis has been verified by Senator James Carolee and Bureau of Budget and Management Resources (BBMR). In light of recent increases in power, water, and fuel and in view of the fact that we are still in the red department for several years, it is your responsibility.

The recipients that will be severely impacted are the elderly, the disabled, the homeless, and the developmentally disabled.

Mr. Speaker, I have attached an appropriate request to you for your assistance in order to resolve this problem. We all work and produce for the good of our state and we should be able to resolve this problem. I am sure that you will address this issue and I am asking your help in the form of calling a special meeting on August 10, 1990 at 10:00 a.m. I also appeal to your sense of social responsibility & compassion.

SENT BY SPEAKER PARRINSON

TO

FROM

SPEAKER

TO

DATE

SENT BY SPEAKER PARRINSON

TO

FROM

SPEAKER

DATE

SENT BY SPEAKER PARRINSON

TO

DATE

and declare this circumstance an emergency, therefore, waiving normal
parliamentary procedure in passing legislation.

Respectfully,

Handwritten signature
Speaker Lee Lora Guerrero, R.N. M.D.H.

cc: PARRINSON, LER. ALB

cc: All Senators
Governor of Guam
Dennis Rodriguez
Media

UNITED STATES DEPARTMENT OF JUSTICE
FEDERAL BUREAU OF INVESTIGATION

Washington, D. C. 20535

TO : SAC, [illegible]

FROM : SAC, [illegible]

SUBJECT: [illegible]

Reference is made to the report of Special Agent [illegible] dated [illegible] at [illegible] and the report of Special Agent [illegible] dated [illegible] at [illegible].

[illegible signature]

Very truly yours,
[illegible name]
Special Agent in Charge

cc: [illegible]

[illegible text]

[illegible text]

[illegible text]

TABLE 1:

**Department of Public Health and Social Services
Participation Statistics
Public Assistance Programs
FISCAL YEAR 1996 AS OF JULY 1996**

TOTAL PA:

| Group | October | November | December | January | February | March | April | May | June | July |
|--------------------|--------------|--------------|--------------|--------------|--------------|--------------|--------------|--------------|--------------|--------------|
| | Cases | Cases | Cases | Cases | Cases | Cases | Cases | Cases | Cases | Cases |
| Guamanian | 1,832 | 1,863 | 1,856 | 1,862 | 1,871 | 1,898 | 1,908 | 1,910 | 1,937 | 1,991 |
| Filipino | 761 | 778 | 776 | 791 | 789 | 789 | 794 | 792 | 769 | 771 |
| White | 88 | 91 | 88 | 91 | 96 | 95 | 95 | 91 | 96 | 94 |
| Black | 11 | 13 | 13 | 13 | 13 | 14 | 13 | 12 | 12 | 12 |
| Chinese | 18 | 18 | 17 | 16 | 17 | 19 | 20 | 23 | 23 | 22 |
| Korean | 64 | 62 | 61 | 61 | 62 | 61 | 63 | 63 | 62 | 68 |
| Japanese | 2 | 2 | 2 | 2 | 2 | 2 | 2 | 2 | 2 | 2 |
| Mexican | 1 | 1 | 1 | 1 | 2 | 2 | 2 | 1 | 1 | 1 |
| Vietnamese | 38 | 38 | 36 | 38 | 37 | 40 | 41 | 40 | 38 | 38 |
| Thailand | 1 | 1 | 1 | 1 | 1 | 1 | 1 | 1 | 1 | 1 |
| Asian Indian | 3 | 3 | 3 | 3 | 2 | 3 | 3 | 3 | 3 | 3 |
| German | 1 | 1 | 1 | 1 | 1 | 1 | 1 | 1 | 1 | 1 |
| Canadian | 8 | 10 | 11 | 11 | 15 | 16 | 17 | 14 | 16 | 16 |
| Hawaiian | 1 | 1 | 1 | 1 | 1 | 1 | 1 | 1 | 1 | 1 |
| Portugese | 0 | 0 | 0 | 0 | 0 | 0 | 1 | 0 | 1 | 1 |
| Cuban | 0 | 0 | 0 | 0 | 0 | 0 | 0 | 0 | 1 | 1 |
| Hispanic | 7 | 7 | 8 | 8 | 7 | 7 | 8 | 8 | 7 | 7 |
| Other/Unknown | 3 | 3 | 3 | 3 | 3 | 3 | 3 | 3 | 2 | 3 |
| Subtotal | 2,839 | 2,892 | 2,878 | 2,903 | 2,919 | 2,952 | 2,973 | 2,965 | 2,973 | 3,034 |
| FAS | | | | | | | | | | |
| Marshallese | 5 | 4 | 4 | 4 | 4 | 4 | 5 | 4 | 5 | 6 |
| Chuukese | 590 | 523 | 514 | 489 | 473 | 472 | 480 | 495 | 532 | 561 |
| Pohnpeian | 65 | 57 | 59 | 58 | 60 | 60 | 62 | 66 | 63 | 63 |
| Kosrean | 4 | 4 | 4 | 4 | 4 | 3 | 3 | 3 | 2 | 2 |
| Yapese | 17 | 15 | 14 | 14 | 13 | 12 | 11 | 10 | 8 | 9 |
| Palauan | 73 | 72 | 68 | 67 | 65 | 65 | 63 | 65 | 65 | 65 |
| Subtotal | 754 | 675 | 663 | 636 | 619 | 616 | 624 | 643 | 675 | 706 |
| CNMI: | | | | | | | | | | |
| Saipan | 81 | 81 | 81 | 90 | 86 | 93 | 97 | 98 | 93 | 96 |
| Tinian | 2 | 2 | 2 | 2 | 2 | 2 | 2 | 2 | 1 | 2 |
| Rotanese | 12 | 12 | 12 | 11 | 11 | 11 | 11 | 13 | 12 | 12 |
| Subtotal | 95 | 95 | 95 | 103 | 99 | 106 | 110 | 113 | 106 | 110 |
| Grand Total | 3,688 | 3,662 | 3,636 | 3,642 | 3,637 | 3,674 | 3,707 | 3,721 | 3,754 | 3,850 |

*Manitela
1/6 - 598.7
FY 95 - 510
+17.3%*

FISCAL YEAR 1996 MONTHLY RATE OF GROWTH

| Group | October | November | December | January | February | March | April | May | June | July |
|---------------|---------|----------|----------|---------|----------|---------|---------|---------|----------|--------|
| | Cases | Cases | Cases | Cases | Cases | Cases | Cases | Cases | Cases | Cases |
| Guamanian | 0 | 1.66% | -0.38% | 0.32% | 0.48% | 1.42% | 0.52% | 0.10% | 1.39% | 2.71% |
| Filipino | 0 | 2.19% | -0.26% | 1.90% | -0.25% | 0.00% | 0.63% | -0.25% | -2.99% | 0.26% |
| White | 0 | 3.30% | -3.41% | 3.30% | 5.21% | -1.05% | 0.00% | -4.40% | 5.21% | -2.13% |
| Black | 0 | 15.38% | 0.00% | 0.00% | 0.00% | 7.14% | -7.69% | -8.33% | 0.00% | 0.00% |
| Chinese | 0 | 0.00% | -5.88% | -6.25% | 5.88% | 10.53% | 5.00% | 13.04% | 0.00% | -4.55% |
| Korean | 0 | -3.23% | -1.64% | 0.00% | 1.61% | -1.64% | 3.17% | 0.00% | -1.61% | 8.82% |
| Japanese | 0 | 0.00% | 0.00% | 0.00% | 0.00% | 0.00% | 0.00% | 0.00% | 0.00% | 0.00% |
| Mexican | 0 | 0.00% | 0.00% | 0.00% | 50.00% | 0.00% | 0.00% | 0.00% | 0.00% | 0.00% |
| Vietnamese | 0 | 0.00% | -5.56% | 5.26% | -2.70% | 7.50% | 2.44% | -2.50% | -5.26% | 0.00% |
| Thailand | 0 | 0.00% | 0.00% | 0.00% | 0.00% | 0.00% | 0.00% | 0.00% | 0.00% | 0.00% |
| Asian Indian | 0 | 0.00% | 0.00% | 0.00% | -50.00% | 33.33% | 0.00% | 0.00% | 0.00% | 0.00% |
| German | 0 | 0.00% | 0.00% | 0.00% | 0.00% | 0.00% | 0.00% | 0.00% | 0.00% | 0.00% |
| Canadian | 0 | 20.00% | 9.09% | 0.00% | 26.67% | 6.25% | 5.88% | -21.43% | 12.50% | 0.00% |
| Hawaiian | 0 | 0.00% | 0.00% | 0.00% | 0.00% | 0.00% | 0.00% | 0.00% | 0.00% | 0.00% |
| Portugese | 0 | 0.00% | 0.00% | 0.00% | 0.00% | 0.00% | 100.00% | 0.00% | 100.00% | 0.00% |
| Cuban | 0 | 0.00% | 0.00% | 0.00% | 0.00% | 0.00% | 0.00% | 0.00% | 100.00% | 50.00% |
| Hispanic | 0 | 0.00% | 12.50% | 0.00% | -14.29% | 0.00% | 12.50% | 0.00% | -14.29% | 0.00% |
| Other/Unknown | 0 | 0.00% | 0.00% | 0.00% | 0.00% | 0.00% | 0.00% | 0.00% | -50.00% | 33.33% |
| FAS | | | | | | | | | | |
| Marshallese | 0 | -25.00% | 0.00% | 0.00% | 0.00% | 0.00% | 20.00% | -25.00% | 20.00% | 16.67% |
| Chuukese | 0 | -12.81% | -1.75% | -5.11% | -3.38% | -0.21% | 1.67% | 3.03% | 6.95% | 5.17% |
| Pohnpeian | 0 | -14.04% | 3.39% | -1.72% | 3.33% | 0.00% | 3.23% | 6.06% | -4.76% | 0.00% |
| Kosrean | 0 | 0.00% | 0.00% | 0.00% | 0.00% | -33.33% | 0.00% | 0.00% | -50.00% | 0.00% |
| Yapese | 0 | -13.33% | -7.14% | 0.00% | -7.69% | -8.33% | -9.09% | -10.00% | -25.00% | 11.11% |
| Palauan | 0 | -1.39% | -5.88% | -1.49% | -3.08% | 0.00% | -3.17% | 3.08% | 0.00% | 0.00% |
| CNMI: | | | | | | | | | | |
| Saipan | 0 | 0.00% | 0.00% | 10.00% | -4.65% | 7.53% | 4.12% | 1.02% | -5.38% | 3.13% |
| Tinian | 0 | 0.00% | 0.00% | 0.00% | 0.00% | 0.00% | 0.00% | 0.00% | -100.00% | 50.00% |
| Rotanese | 0 | 0.00% | 0.00% | -9.09% | 0.00% | 0.00% | 0.00% | 15.38% | -8.33% | 0.00% |



DEPARTMENT OF PUBLIC HEALTH AND SOCIAL SERVICES

GOVERNMENT OF GUAM

P.O. BOX 2816

AGANA, GUAM 96910

AUG 09 1996



Senator Lou Leon Guerrero, Chairperson,
Committee on Health, Welfare & Senior Citizens
Twenty-third Guam Legislature
324 West Soledad Ave.
Agana, Guam 96910

Dear Senator Leon Guerrero:

As discussed during the first day of the Department of Public Health & Social Services' budget hearings this week, the Division of Public Welfare will experience cash shortfalls for public assistance benefit payments for the month of September 1996. As stated during the hearing, the shortfall is estimated at \$960,671.00.

Though the Department has been experiencing cash shortfalls throughout the year, the Governor's transfer authority provided avenues to address the shortages without affecting delivery of checks to the welfare clients. However, the passage of Public Law 23-94 restricts that authority, and the Department no longer has the flexibility to identify additional funding sources to pay out the projected \$1.8 million.


In the event that funds cannot be appropriated or made available, the Department is prepared to issue checks for 50% of the benefits due to each client. Additionally, we are required to provide notification of the change in benefits. We anticipate releasing public notice as early as next week, unless instructed otherwise.

Other funding shortages identified this fiscal year in the Medicaid and MIP programs are projected at \$1.9 million and \$985,301 respectively. These shortages do not involve the same time constraints that exist with the Public Assistance program, however, these payments are still due and payable to the medical service providers.

The funding shortfall in these programs will not impact medical services provided to the Department's clients. The current cash shortage only delays payments issued by the Department to the service providers, inclusive of the Guam Memorial Hospital

Your assistance in addressing these shortfalls will be greatly appreciated. If you have any specific concerns or questions, please contact Mr. John W. Leon Guerrero, Chief Human Services Administrator for the Division of Public Welfare at (671) 735-7274.

Sincerely,


DENNIS G. RODRIGUEZ
Director

cc: Chairman, Ways & Means Committee
Media

TOTAL APPROP YTD ALLOTMENT-(EXP+ENCUMB) = FUNDS AVAIL

| | | | | | | |
|---|--------------------|----------|------------|------------|------------|------------|
| ? | DIRECTOR'S OFFICE | REG SAL | | | | |
| | 5100A61700D0001111 | | 854,315.00 | 854,315.00 | 635,856.83 | 218,458.17 |
| ? | DIRECTOR'S OFFICE | O/T SAL | | | | |
| | 5100A61700D0001112 | | .00 | .00 | 22.47 | -22.47 |
| ? | DIRECTOR'S OFFICE | FRINGE | | | | |
| | 5100A61700D0001113 | | 192,665.00 | 192,665.00 | 141,203.09 | 51,461.91 |
| ? | DIRECTOR'S OFFICE | TRAVEL | | | | |
| | 5100A61700D0001220 | | 1,250.00 | 1,250.00 | 750.00 | 500.00 |
| ? | DIRECTOR'S OFFICE | CONTRACT | | | | |
| | 5100A61700D0001230 | | 89,010.00 | 89,010.00 | 68,178.96 | 20,831.04 |
| ? | DIRECTOR'S OFFICE | SUPPLIES | | | | |
| | 5100A61700D0001240 | | 37,575.00 | 37,575.00 | 16,669.90 | 20,905.10 |
| ? | DIRECTOR'S OFFICE | EQUIP | | | | |
| | 5100A61700D0001250 | | 15,085.00 | 15,085.00 | 9,450.70 | 5,634.30 |
| ? | DIRECTOR'S OFFICE | TELEPHON | | | | |
| | 5100A61700D0001363 | | 5,175.00 | 5,175.00 | 4,740.91 | 434.09 |

PF1: BROWSE FORWARD, PF2: FINAL TOTALS

TOTAL APPROP YTD ALLOTMENT-(EXP+ENCUMB) = FUNDS AVAIL

| | | | | | | |
|---|--------------------|---------|-------------|-------------|------------|------------|
| ? | DIRECTOR'S OFFICE | CAPITAL | | | | |
| | 5100A61700D0001450 | | 75,300.00 | 75,300.00 | 73,787.70 | 1,512.30 |
| ? | | | | | | |
| ? | | | | | | |
| ? | | | | | | |
| ? | | | | | | |
| ? | | | | | | |
| | TOTAL | | 1270,375.00 | 1270,375.00 | 950,660.56 | 319,714.44 |

Sal - 0.0.

854,315 end of FY
263,078.196 = 91,286.81

192,665. - 169,444. = 23,221

89,010 - 81,815 = 7,195

37,575 - 20,004 = 17,571

- - 139,273

TOTAL APPROP YTD ALLOTMENT-(EXP+ENCUMB) = FUNDS AVAIL

| | | | | | |
|---|--------------------------------|------------|------------|------------|------------|
| ? | FACILITIES & MAINTENA REG SAL | | | | |
| | 5100A61701FM002111 | 552,366.00 | 552,366.00 | 423,232.87 | 129,133.13 |
| ? | FACILITIES & MAINTENA O/T SAL | | | | |
| | 5100A61701FM002112 | .00 | .00 | .00 | .00 |
| ? | FACILITIES & MAINTENA FRINGE | | | | |
| | 5100A61701FM002113 | 146,563.00 | 146,563.00 | 106,942.61 | 39,620.39 |
| ? | FACILITIES & MAINTENA CONTRACT | | | | |
| | 5100A61701FM002230 | 312,889.00 | 312,889.00 | 144,055.42 | 168,833.58 |
| ? | FACILITIES & MAINTENA SUPPLIES | | | | |
| | 5100A61701FM002240 | 96,944.00 | 96,944.00 | 79,995.17 | 16,948.83 |
| ? | FACILITIES & MAINTENA EQUIP | | | | |
| | 5100A61701FM002250 | 12,652.00 | 12,652.00 | 8,779.06 | 3,872.94 |
| ? | FACILITIES & MAINTENA MISCELL | | | | |
| | 5100A61701FM002290 | 5,100.00 | 5,100.00 | .00 | 5,100.00 |
| ? | FACILITIES & MAINTENA POWER UT | | | | |
| | 5100A61701FM002361 | 342,348.00 | 342,348.00 | 287,097.00 | 55,251.00 |

PF1: BROWSE FORWARD, PF2: FINAL TOTALS

AB APPROPRIATION - BROWSE

TOTAL APPROP YTD ALLOTMENT-(EXP+ENCUMB) = FUNDS AVAIL

| | | | | | |
|---|--------------------------------|------------|------------|-----------|------------|
| ? | FACILITIES & MAINTENA WATER UT | | | | |
| | 5100A61701FM002362 | 25,959.00 | 25,959.00 | 7,523.26 | 18,435.74 |
| ? | FACILITIES & MAINTENA TELEPHON | | | | |
| | 5100A61701FM002363 | 285,198.00 | 285,198.00 | 86,512.72 | 198,685.28 |
| ? | FACILITIES & MAINTENA CAPITAL | | | | |
| | 5100A61701FM002450 | 75,690.00 | 75,690.00 | 55,032.14 | 20,657.86 |
| ? | | | | | |
| ? | | | | | |
| ? | | | | | |
| ? | | | | | |

TOTAL 1855,709.00 1855,709.00 1199,170.25 656,538.75

PF1: BROWSE FORWARD, PF2: FINAL TOTALS

P/W

$552,366 - 507,879 = 44,487$
 $146,563 - 128,330 = 18,233$
 $312,889 - 172,866 = 140,023$
 $96,944 - 95,994 = 950$
 $12,652 - 10,535 = 2,117$
 $5,100 - 0 = 5,100$

 $210,910$

REPRODUCED AT

TOTAL APPROP YTD ALLOTMENT (EXP+ENCUMB) = FUNDS AVAIL

| | | | | | |
|----------------------------------|--------------------|------------|------------|------------|-----------|
| ? HEALTH PROF LICENSING REG SAL | 5100A61700L0008111 | 182,985.00 | 182,985.00 | 133,713.28 | 49,271.72 |
| ? HEALTH PROF LICENSING O/T SAL | 5100A61700L0008112 | .00 | .00 | .00 | .00 |
| ? HEALTH PROF LICENSING FRINGE | 5100A61700L0008113 | 41,040.00 | 37,620.00 | 31,791.13 | 5,828.87 |
| ? HEALTH PROF LICENSING TRAVEL | 5100A61700L0008220 | 7,372.00 | 7,372.00 | 3,377.15 | 3,994.85 |
| ? HEALTH PROF LICENSING CONTRACT | 5100A61700L0008230 | 38,915.00 | 38,915.00 | 18,230.32 | 20,684.68 |
| ? HEALTH PROF LICENSING BLDG RNT | 5100A61700L0008233 | .00 | .00 | .00 | .00 |
| ? HEALTH PROF LICENSING SUPPLIES | 5100A61700L0008240 | 2,870.00 | 2,870.00 | 3,363.00 | -493.00 |
| ? HEALTH PROF LICENSING EQUIP | 5100A61700L0008250 | 1,600.00 | 1,600.00 | 250.00 | 1,350.00 |

PF1: BROWSE FORWARD, PF2: FINAL TOTALS

AB APPROPRIATION - BROWSE

TOTAL APPROP YTD ALLOTMENT (EXP+ENCUMB) = FUNDS AVAIL

| | | | | | |
|----------------------------------|--------------------|-----------|-----------|-----------|-----------|
| ? HEALTH PROF LICENSING MISCELL | 5100A61700L0008290 | 29,160.00 | 29,160.00 | 15,025.00 | 14,135.00 |
| ? HEALTH PROF LICENSING POWER UT | 5100A61700L0008361 | .00 | .00 | .00 | .00 |
| ? HEALTH PROF LICENSING WATER UT | 5100A61700L0008362 | .00 | .00 | .00 | .00 |
| ? HEALTH PROF LICENSING TELEPHON | 5100A61700L0008363 | 4,239.00 | 4,239.00 | 3,355.51 | 883.49 |
| ? HEALTH PROF LICENSING CAPITAL | 5100A61700L0008450 | 8,600.00 | 8,600.00 | 7,580.00 | 1,020.00 |

TOTAL 316,781.00 313,361.00 216,685.39 96,675.61

$182,985 - 160,456 = 22,529$
 $38,915 - 21,876 = 17,039$

39,568

Amended

2/11/02

19
20
21
22
23
24
25
26
27
28
29
30
31
32
33
34
35
36
37
38
39
40
41
42

AB

APPROPRIATION - BROWSE

TOTAL APPROP YTD ALLOTMENT-(EXP+ENCUMB) = FUNDS AVAIL

| | | | | | | |
|----|------------------------|----------|-------------|-------------|-------------|------------|
| 25 | ? ENVIRONMENTAL HEALTH | REG SAL | | | | |
| 26 | 5100A61709EH001111 | | 1318,563.00 | 1318,563.00 | 969,121.22 | 349,441.78 |
| 27 | ? ENVIRONMENTAL HEALTH | O/T SAL | | | | |
| 28 | 5100A61709EH001112 | | .00 | .00 | 633.60 | -633.60 |
| 29 | ? ENVIRONMENTAL HEALTH | FRINGE | | | | |
| 30 | 5100A61709EH001113 | | 339,640.00 | 339,640.00 | 245,569.54 | 94,070.46 |
| 31 | ? ENVIRONMENTAL HEALTH | TRAVEL | | | | |
| 32 | 5100A61709EH001220 | | 6,000.00 | 6,000.00 | 3,461.25 | 2,538.75 |
| 33 | ? ENVIRONMENTAL HEALTH | CONTRACT | | | | |
| 34 | 5100A61709EH001230 | | 85,615.00 | 85,615.00 | 76,807.50 | 8,807.50 |
| 35 | ? ENVIRONMENTAL HEALTH | SUPPLIES | | | | |
| 36 | 5100A61709EH001240 | | 51,190.00 | 51,190.00 | 29,461.28 | 21,728.72 |
| 37 | ? ENVIRONMENTAL HEALTH | EQUIP | | | | |
| 38 | 5100A61709EH001250 | | 10,315.00 | 10,315.00 | 8,655.44 | 1,659.56 |
| 39 | ? ENVIRONMENTAL HEALTH | CAPITAL | | | | |
| 40 | 5100A61709EH001450 | | 18,995.00 | 18,995.00 | 18,506.00 | 489.00 |
| 41 | | | | | | |
| 42 | TOTAL | | 1830,318.00 | 1830,318.00 | 1352,215.83 | 478,102.17 |

DEPT. BROWSE FORWARD. PG 2: FINAL TOTALS

1,226,659

~~1228~~

1,318,563 - 162,945 = 1,155,618

339,640 - 294,683 = 44,957

51,190 - 35,353 = 15,837

216,412

1,830,318 - 1,622,658 =

207,660

606,163
131,258

TOTAL APPROP YTD ALLOTMENT (EXP+ENCUMB) = FUNDS AVAIL

| | | | | | |
|----------------------------------|--------------------|------------|------------|------------|------------|
| ? CHIEF PUB HEALTH OFFI REG SAL | 5100A61710CA001111 | 628,192.00 | 628,192.00 | 438,065.88 | 190,126.12 |
| ? CHIEF PUB HEALTH OFFI O/T SAL | 5100A61710CA001112 | .00 | .00 | .00 | .00 |
| ? CHIEF PUB HEALTH OFFI FRINGE | 5100A61710CA001113 | 134,160.00 | 113,520.00 | 103,561.48 | 9,958.52 |
| ? CHIEF PUB HEALTH OFFI TRAVEL | 5100A61710CA001220 | .00 | .00 | .00 | .00 |
| ? CHIEF PUB HEALTH OFFI CONTRACT | 5100A61710CA001230 | 275,131.00 | 275,131.00 | 225,683.46 | 49,447.54 |
| ? CHIEF PUB HEALTH OFFI SUPPLIES | 5100A61710CA001240 | 33,615.00 | 33,615.00 | 3,642.57 | 29,972.43 |
| ? CHIEF PUB HEALTH OFFI EQUIP | 5100A61710CA001250 | 2,536.00 | 2,536.00 | 2,466.55 | 69.45 |
| ? CHIEF PUB HEALTH OFFI TELEPHON | 5100A61710CA001363 | 143.00 | 143.00 | 156.03 | -13.03 |

PF1: BROWSE FORWARD, PF2: FINAL TOTALS

AB APPROPRIATION - BROWSE PAGE 002
07/25/96

TOTAL APPROP YTD ALLOTMENT-(EXP+ENCUMB) = FUNDS AVAIL

| | | | | | |
|---------------------------------|--------------------|-----------|-----------|----------|-----------|
| ? CHIEF PUB HEALTH OFFI CAPITAL | 5100A61710CA001450 | 16,900.00 | 16,900.00 | 4,305.00 | 12,595.00 |
| ? ? ? ? ? ? | | | | | |

TOTAL 1,000,000.00 1,000,000.00 733,066.07 266,933.93

$$628,192 - 525,679 = 102,513$$

$$33,615 - 4,370 = 29,245$$

131,758

TOTAL APPROP YTD ALLOTMENT-(EXP+ENCUMB) = FUNDS AVAIL

| | | | | | |
|---|--------------------------------|-------------|-------------|------------|------------|
| ? | BUREAU OF COMMUNITY H REG SAL | | | | |
| | 5100A61711FH001111 | 1155,021.00 | 1155,021.00 | 869,705.69 | 285,315.31 |
| ? | BUREAU OF COMMUNITY H O/T SAL | | | | |
| | 5100A61711FH001112 | .00 | .00 | .00 | .00 |
| ? | BUREAU OF COMMUNITY H FRINGE | | | | |
| | 5100A61711FH001113 | 290,039.00 | 290,039.00 | 199,231.51 | 90,807.49 |
| ? | BUREAU OF COMMUNITY H TRAVEL | | | | |
| | 5100A61711FH001220 | 1,944.00 | 1,944.00 | .00 | 1,944.00 |
| ? | BUREAU OF COMMUNITY H CONTRACT | | | | |
| | 5100A61711FH001230 | 79,768.00 | 79,768.00 | 34,227.58 | 45,540.42 |
| ? | BUREAU OF COMMUNITY H SUPPLIES | | | | |
| | 5100A61711FH001240 | 101,793.00 | 101,793.00 | 79,669.84 | 22,123.16 |
| ? | BUREAU OF COMMUNITY H EQUIP | | | | |
| | 5100A61711FH001250 | 2,300.00 | 2,300.00 | 1,657.21 | 642.79 |
| ? | BUREAU OF COMMUNITY H TELEPHON | | | | |
| | 5100A61711FH001363 | 2,477.00 | 2,477.00 | 2,746.75 | -269.75 |

PF1: BROWSE FORWARD, PF2: FINAL TOTALS

AB APPROPRIATION - BROWSE

TOTAL APPROP YTD ALLOTMENT-(EXP+ENCUMB) = FUNDS AVAIL

| | | | | | |
|---|-------------------------------|-----------|-----------|-----------|--------|
| ? | BUREAU OF COMMUNITY H CAPITAL | | | | |
| | 5100A61711FH001450 | 13,600.00 | 13,600.00 | 12,785.00 | 815.00 |
| ? | | | | | |
| ? | | | | | |
| ? | | | | | |
| ? | | | | | |
| ? | | | | | |

| | | | | |
|-------|-------------|-------------|-------------|------------|
| TOTAL | 1646,942.00 | 1646,942.00 | 1200,023.58 | 446,918.42 |
|-------|-------------|-------------|-------------|------------|

PF1: BROWSE FORWARD, PF2: FINAL TOTALS

P/N TRANSACTION REGISTERED

$$1,155,021 - 1,043,646 = 111,375$$

$$79,768 - 41,072 = 38,696$$

150,071

+ 606,163

131,258

887,992

| | | | | | |
|----------------------------------|--------------------|--------------------|-------------|-------------|------------|
| ? BUREAU OF PROF SUPPOR REG SAL | 5100A61713PS001111 | 1023,342.00 | 1023,342.00 | 757,177.19 | 266,164.81 |
| ? BUREAU OF PROF SUPPOR O/T SAL | 5100A61713PS001112 | .00 | .00 | .00 | .00 |
| ? BUREAU OF PROF SUPPOR FRINGE | 5100A61713PS001113 | 208,000.00 | 205,340.00 | 174,990.07 | 30,349.93 |
| ? BUREAU OF PROF SUPPOR TRAVEL | 5100A61713PS001220 | 3,456.00 | 3,456.00 | 86.31 | 3,369.69 |
| ? BUREAU OF PROF SUPPOR CONTRACT | 5100A61713PS001230 | 250,000.00 | 250,000.00 | 177,112.74 | 72,887.26 |
| ? BUREAU OF PROF SUPPOR SUPPLIES | 5100A61713PS001240 | 737,566.00 | 737,566.00 | 556,157.89 | 181,408.11 |
| ? BUREAU OF PROF SUPPOR MISCELL | 5100A61713PS001290 | 300.00 | 300.00 | 300.00 | .00 |
| ? BUREAU OF PROF SUPPOR TELEPHON | 5100A61713PS001363 | 1,198.00 | 1,198.00 | 157.47 | 1,040.53 |
| TOTAL | | 2223,862.00 | 2221,202.00 | 1665,981.67 | 555,220.33 |
| | | BE1. BRUCE EDWARDS | BE2. ETNAI | TOTAL | |

$$1023,342 - 908,612 = 114,730$$

887992
 114730

 1002622

APPROPRIATION - BROWSE

TOTAL APPROP YTD ALLOTMENT-(EXP+ENCUMB) = FUNDS AVAIL

| | | | | | |
|---|----------|-------------|-------------|------------|------------|
| ? BUREAU OF FAM HLTH & 5100A61719NS001111 | REG SAL | 1242,267.00 | 1242,267.00 | 948,681.77 | 293,585.23 |
| ? BUREAU OF FAM HLTH & 5100A61719NS001112 | O/T SAL | .00 | .00 | .00 | .00 |
| ? BUREAU OF FAM HLTH & 5100A61719NS001113 | FRINGE | 331,846.00 | 331,846.00 | 222,661.04 | 109,184.96 |
| ? BUREAU OF FAM HLTH & 5100A61719NS001220 | TRAVEL | 13,000.00 | 13,000.00 | 4,096.53 | 8,903.47 |
| ? BUREAU OF FAM HLTH & 5100A61719NS001230 | CONTRACT | 138,308.00 | 138,308.00 | 137,453.79 | 854.21 |
| ? BUREAU OF FAM HLTH & 5100A61719NS001240 | SUPPLIES | 23,600.00 | 23,600.00 | 21,318.83 | 2,281.17 |
| ? BUREAU OF FAM HLTH & 5100A61719NS001250 | EQUIP | 5,000.00 | 5,000.00 | 3,951.49 | 1,048.51 |
| ? BUREAU OF FAM HLTH & 5100A61719NS001363 | TELEPHON | 800.00 | 800.00 | .00 | 800.00 |

PF1: BROWSE FORWARD, PF2: FINAL TOTALS

APPROPRIATION - BROWSE

TOTAL APPROP YTD ALLOTMENT-(EXP+ENCUMB) = FUNDS AVAIL

| | | | | | |
|---|---------|----------|----------|--------|----------|
| ? BUREAU OF FAM HLTH & 5100A61719NS001450 | CAPITAL | 4,000.00 | 4,000.00 | 505.00 | 3,495.00 |
| ? BUREAU OF FAM HLTH & 5100A61719NS001450 | | | | | |
| ? BUREAU OF FAM HLTH & 5100A61719NS001450 | | | | | |
| ? BUREAU OF FAM HLTH & 5100A61719NS001450 | | | | | |
| ? BUREAU OF FAM HLTH & 5100A61719NS001450 | | | | | |

TOTAL

1758,821.00 1758,821.00 1338,668.45 420,152.55

PF1: BROWSE FORWARD PF2: FINAL TOTALS

1242,267 - ~~948,681~~
 = 1138,447 = 103,850

REPRODUCED 41

AB

APPROPRIATION - BROWSE

PAGE 001

07/25/96

TOTAL APPROP YTD ALLOTMENT-(EXP+ENCUMB) = FUNDS AVAIL

| | | | | | |
|---|--------------------------------|------------|------------|------------|------------|
| ? | BUREAU OF COMMUNICABL REG SAL | | | | |
| | 5100A61711CD008111 | 329,493.00 | 325,358.00 | 244,342.42 | 81,015.58 |
| ? | BUREAU OF COMMUNICABL O/T SAL | | | | |
| | 5100A61711CD008112 | .00 | .00 | .00 | .00 |
| ? | BUREAU OF COMMUNICABL FRINGE | | | | |
| | 5100A61711CD008113 | 83,293.00 | 83,293.00 | 62,498.47 | 20,794.53 |
| ? | BUREAU OF COMMUNICABL CONTRACT | | | | |
| | 5100A61711CD008230 | 18,986.00 | 18,986.00 | 17,406.82 | 1,579.18 |
| ? | BUREAU OF COMMUNICABL SUPPLIES | | | | |
| | 5100A61711CD008240 | 70,480.00 | 70,480.00 | 43,860.79 | 26,619.21 |
| ? | BUREAU OF COMMUNICABL TELEPHON | | | | |
| | 5100A61711CD008363 | 800.00 | 800.00 | 5,252.00 | -4,452.00 |
| | | | | | |
| | | | | | |
| | TOTAL | 503,052.00 | 498,917.00 | 373,360.50 | 125,556.50 |

APPROPRIATION - BROWSE

TOTAL APPROP YTD ALLOTME (EXP+ENCUMB) = FUNDS AVAIL

| | | | | |
|--|------------|------------|------------|-----------|
| ? STHRN COMM HEALTH CEN REG SAL 5100A61703SC002111 | 211,457.00 | 211,457.00 | 158,427.40 | 53,029.60 |
| ? STHRN COMM HEALTH CEN D/T SAL 5100A61703SC002112 | .00 | .00 | .00 | .00 |
| ? STHRN COMM HEALTH CEN ERINGE 5100A61703SC002113 | 45,649.00 | 45,649.00 | 33,715.51 | 11,933.49 |
| ? STHRN COMM HEALTH CEN SUPPLIES 5100A61703SC002240 | 8,973.00 | 8,973.00 | 6,617.97 | 2,355.03 |
| ? STHRN COMM HEALTH CEN CAPITAL 5100A61703SC002450 | 4,145.00 | 4,145.00 | 2,903.00 | 1,242.00 |

TOTAL 270,224.00 270,224.00 201,663.88 68,560.12

PF1: BROWSE FORWARD PF2: FINAL TOTAL



11



TOTAL APPROP YTD ALLOTMENT - (EXP+ENCUMB) = FUNDS AVAIL

| | | | | | |
|--------------------|------------|-----------|-----------|-----------|--|
| STATE OFFICE | REG SAL | | | | |
| 5101B61720ZJ110111 | 107,147.00 | 96,232.00 | 78,564.96 | 17,667.04 | |
| STATE OFFICE | O/T SAL | | | | |
| 5101B61720ZJ110112 | .00 | .00 | .00 | .00 | |
| ? STATE OFFICE | FRINGE | | | | |
| 5101B61720ZJ110113 | 28,424.00 | 25,872.00 | 19,996.57 | 5,875.43 | |
| ? STATE OFFICE | TRAVEL | | | | |
| 5101B61720ZJ110220 | 5,700.00 | 5,700.00 | .00 | 5,700.00 | |
| ? STATE OFFICE | CONTRACT | | | | |
| 5101B61720ZJ110230 | 14,025.00 | 14,025.00 | 740.00 | 13,285.00 | |
| ? STATE OFFICE | SUPPLIES | | | | |
| 5101B61720ZJ110240 | 4,816.00 | 4,816.00 | 1,094.10 | 3,721.90 | |
| ? STATE OFFICE | EQUIP | | | | |
| 5101B61720ZJ110250 | 212.00 | 212.00 | 115.00 | 97.00 | |
| ? STATE OFFICE | MISCELL | | | | |
| 5101B61720ZJ110290 | .00 | .00 | .00 | .00 | |

TOTAL 160,324.00 146,857.00 100,510.63 46,346.37

PF1: BROWSE FORWARD, PF2: FINAL TOTALS

P/N TRANSACTION REGISTER

SEARCH CRITERIA ENTERED:

AB

APPROPRIATION - BROWSE

PAGE 001

07/25/96

TOTAL APPROP YTD ALLOTMENT-(EXP+ENCUMB) = FUNDS AVAIL

| | | | | | |
|---------------------|----------|--------------|--------------|--------------|-------------|
| ? PUBLIC ASSISTANCE | REG SAL | | | | |
| 5101B61723ZJ140111 | | 789,844.00 | 789,844.00 | 591,596.80 | 198,247.20 |
| ? PUBLIC ASSISTANCE | O/T SAL | | | | |
| 5101B61723ZJ140112 | | .00 | .00 | .00 | .00 |
| ? PUBLIC ASSISTANCE | FRINGE | | | | |
| 5101B61723ZJ140113 | | 209,958.00 | 209,958.00 | 142,776.27 | 67,181.73 |
| ? PUBLIC ASSISTANCE | TRAVEL | | | | |
| 5101B61723ZJ140220 | | 3,465.00 | 3,465.00 | .00 | 3,465.00 |
| ? PUBLIC ASSISTANCE | CONTRACT | | | | |
| 5101B61723ZJ140230 | | 77,075.00 | 77,075.00 | 58,202.26 | 18,872.74 |
| ? PUBLIC ASSISTANCE | SUPPLIES | | | | |
| 5101B61723ZJ140240 | | 10,000.00 | 10,000.00 | 7,526.76 | 2,473.24 |
| ? PUBLIC ASSISTANCE | EQUIP | | | | |
| 5101B61723ZJ140250 | | 10,790.00 | 10,790.00 | 4,287.00 | 6,503.00 |
| ? PUBLIC ASSISTANCE | MISCELL | | | | |
| 5101B61723ZJ140290 | | 17699,092.00 | 17699,092.00 | 16525,619.00 | 1173,473.00 |

PF1: BROWSE FORWARD, PF2: FINAL TOTALS

AB

APPROPRIATION - BROWSE

PAGE 002

07/25/96

TOTAL APPROP YTD ALLOTMENT-(EXP+ENCUMB) = FUNDS AVAIL

| | | | | | |
|---------------------|----------|-----------|-----------|--------|-----------|
| ? PUBLIC ASSISTANCE | TELEPHON | | | | |
| 5101B61723ZJ140363 | | 12,000.00 | 12,000.00 | 237.61 | 11,762.39 |
| ? PUBLIC ASSISTANCE | CAPITAL | | | | |
| 5101B61723ZJ140450 | | 67,272.00 | 67,272.00 | .00 | 67,272.00 |

| | | | | |
|-------|--------------|--------------|--------------|-------------|
| TOTAL | 18879,496.00 | 18879,496.00 | 17330,245.70 | 1549,250.30 |
|-------|--------------|--------------|--------------|-------------|

PF1: BROWSE FORWARD, PF2: FINAL TOTALS

PAGE 001

REPRODUCED

TOTAL APPROP YTD ALLOTMENT-(EXP+ENCUMB) = FUNDS AVAIL

| | | | | | | |
|---|--------------------|-------------|-------------|-------------|------------|--|
| ? | MEDICAID | REG SAL | | | | |
| | 5101B61723ZJ100111 | 396,997.00 | 380,996.00 | 257,743.76 | 123,252.24 | |
| ? | MEDICAID | O/T SAL | | | | |
| | 5101B61723ZJ100112 | .00 | .00 | .00 | .00 | |
| ? | MEDICAID | FRINGE | | | | |
| | 5101B61723ZJ100113 | 91,959.00 | 91,608.00 | 60,477.78 | 31,130.22 | |
| ? | MEDICAID | TRAVEL | | | | |
| | 5101B61723ZJ100220 | 10,334.00 | 10,334.00 | 9,867.95 | 466.05 | |
| ? | MEDICAID | CONTRACT | | | | |
| | 5101B61723ZJ100230 | 75,424.00 | 75,424.00 | 37,800.22 | 37,623.78 | |
| ? | MEDICAID | SUPPLIES | | | | |
| | 5101B61723ZJ100240 | 6,726.00 | 6,726.00 | 6,657.46 | 68.54 | |
| ? | MEDICAID | EQUIP | | | | |
| | 5101B61723ZJ100250 | 2,126.00 | 2,126.00 | 1,918.40 | 207.60 | |
| ? | MEDICAID | MISCELL | | | | |
| | 5101B61723ZJ100290 | 9161,587.00 | 9161,587.00 | 8892,414.25 | 269,172.75 | |

PF1: BROWSE FORWARD, PF2: FINAL TOTALS

TOTAL APPROP YTD ALLOTMENT-(EXP+ENCUMB) = FUNDS AVAIL

| | | | | | | |
|---|--------------------|----------|----------|----------|----------|--|
| ? | MEDICAID | TELEPHON | | | | |
| | 5101B61723ZJ100363 | 6,414.00 | 6,414.00 | 2,402.89 | 4,011.11 | |
| ? | MEDICAID | CAPITAL | | | | |
| | 5101B61723ZJ100450 | 1,350.00 | 1,350.00 | 699.00 | 651.00 | |

TOTAL 9752,917.00 9736,565.00 9269,981.71 466,583.29

PF1: BROWSE FORWARD, PF2: FINAL TOTALS

REPRODUCED BY

1
2
3
4
5
6
7
8
9
10
11
12
13
14
15
16
17
18
19
20
21
22
23
24
25
26
27
28
29
30
31
32
33
34
35
36
37
38
39
40

AB

APPROPRIATION - BROWSE

PAGE 001
07/25/96

TOTAL APPROP YTD ALLOTMENT-(EXP+ENCUMB) = FUNDS AVAIL

| | | | | | | |
|---|--------------------|----------------------|-------------------|--------------|-------------|--|
| ? | MIP PAYMENTS | TRAVEL | | | | |
| | 5100A61715MI022220 | 150,000.00 | 150,000.00 | 113,554.85 | 36,445.15 | |
| ? | MIP PAYMENTS | MISCELL | | | | |
| | 5100A61715MI022290 | 16608,654.00 | 16608,654.00 | 14005,045.55 | 2603,608.45 | |
| ? | | | | | | |
| ? | | | | | | |
| ? | | | | | | |
| ? | | | | | | |
| ? | | | | | | |
| ? | | | | | | |
| | TOTAL | 16758,654.00 | 16758,654.00 | 14118,600.40 | 2640,053.60 | |
| | ----- | PF1: BROWSE FORWARD, | PF2: FINAL TOTALS | ----- | | |

*ammij
16,806,054*

WMS.

INPRODUCTION

TOTAL APPROP YTD ALLOTMENT-(EXP+ENCUMB) = FUNDS AVAIL

| | | | | | | |
|---|--------------------|----------|------------|------------|------------|-----------|
| ? | MIP ADMINISTRATION | REG SAL | | | | |
| | 5100A61715MI001111 | | 586,956.00 | 538,040.00 | 456,537.19 | 81,502.81 |
| ? | MIP ADMINISTRATION | O/T SAL | | | | |
| | 5100A61715MI001112 | | .00 | .00 | .00 | .00 |
| ? | MIP ADMINISTRATION | FRINGE | | | | |
| | 5100A61715MI001113 | | 158,001.00 | 144,856.00 | 113,519.28 | 31,336.72 |
| ? | MIP ADMINISTRATION | TRAVEL | | | | |
| | 5100A61715MI001220 | | 2,800.00 | 2,800.00 | .00 | 2,800.00 |
| ? | MIP ADMINISTRATION | CONTRACT | | | | |
| | 5100A61715MI001230 | | 35,796.00 | 35,796.00 | 18,880.04 | 16,915.96 |
| ? | MIP ADMINISTRATION | SUPPLIES | | | | |
| | 5100A61715MI001240 | | .00 | .00 | .00 | .00 |
| ? | MIP ADMINISTRATION | EQUIP | | | | |
| | 5100A61715MI001250 | | 1,000.00 | 1,000.00 | 405.60 | 594.40 |
| ? | MIP ADMINISTRATION | TELEPHON | | | | |
| | 5100A61715MI001363 | | 5,936.00 | 5,936.00 | 6,465.92 | -529.92 |

PF1: BROWSE FORWARD, PF2: FINAL TOTALS

APPROPRIATION - BROWSE

PAGE 002

07/25/96

TOTAL APPROP YTD ALLOTMENT-(EXP+ENCUMB) = FUNDS AVAIL

| | | | | | | |
|---|--------------------|---------|--------|--------|--------|-----|
| ? | MIP ADMINISTRATION | CAPITAL | | | | |
| | 5100A61715MI001450 | | 699.00 | 699.00 | 699.00 | .00 |

TOTAL

791,188.00

729,122.00

502,062.00

TOTAL APPROP YTD ALLOTMENT-(EXP+ENCUMB) = FUNDS AVAIL

| | | | | |
|----------------------------------|-------------|-------------|-------------|-----------|
| ? FOSTER CARE & RESIDEN REG SAL | | | | |
| 5100A61722FC001111 | 57,179.00 | 57,179.00 | 41,712.06 | 15,466.94 |
| ? FOSTER CARE & RESIDEN D/T SAL | | | | |
| 5100A61722FC001112 | .00 | .00 | .00 | .00 |
| ? FOSTER CARE & RESIDEN FRINGE | | | | |
| 5100A61722FC001113 | 14,662.00 | 14,662.00 | 8,259.41 | 6,402.59 |
| ? FOSTER CARE & RESIDEN TRAVEL | | | | |
| 5100A61722FC001220 | 36,920.00 | 36,920.00 | 7,360.85 | 29,559.15 |
| ? FOSTER CARE & RESIDEN CONTRACT | | | | |
| 5100A61722FC001230 | 1267,315.00 | 1267,315.00 | 1260,149.46 | 7,165.54 |
| ? FOSTER CARE & RESIDEN BLDG RNT | | | | |
| 5100A61722FC001233 | .00 | .00 | .00 | .00 |
| ? FOSTER CARE & RESIDEN SUPPLIES | | | | |
| 5100A61722FC001240 | 12,454.00 | 12,454.00 | 9,247.71 | 3,206.29 |
| ? FOSTER CARE & RESIDEN MISCELL | | | | |
| 5100A61722FC001290 | 60,000.00 | 60,000.00 | 54,604.00 | 5,396.00 |

PF1: BROWSE FORWARD, PF2: FINAL TOTALS

TOTAL APPROP YTD ALLOTMENT-(EXP+ENCUMB) = FUNDS AVAIL

| | | | | |
|---------------------------------|-------------|-------------|-------------|------------|
| ? FOSTER CARE & RESIDEN CAPITAL | | | | |
| 5100A61722FC001450 | 49,331.00 | 49,331.00 | 9,568.00 | 39,763.00 |
| ? ? ? ? ? ? | | | | |
| TOTAL | 1497,861.00 | 1497,861.00 | 1390,901.49 | 106,959.51 |

PF1: BROWSE FORWARD, PF2: FINAL TOTALS

TOTAL APPROP YTD ALLOTMENT-(EXP+ENCUMB) = FUNDS AVAIL

| | | | | |
|---------------------------------|-------------|-------------|-------------|------------|
| ? FOSTER CARE & RESIDEN CAPITAL | | | | |
| 5100A61722FC001450 | 49,331.00 | 49,331.00 | 9,568.00 | 39,763.00 |
| ? ? ? ? ? ? | | | | |
| TOTAL | 1497,861.00 | 1497,861.00 | 1390,901.49 | 106,959.51 |

PF1: BROWSE FORWARD, PF2: FINAL TOTALS

TRANSACTION

TOTAL APPROP YTD ALLOTMENT - (EXP+ENCUMB) = FUNDS AVAIL

| | | | | | | | | |
|----|---|---------------------|----------|------------|------------|------------|------------|--|
| 33 | ? | MANAGEMENT SERVICES | REG SAL | | | | | |
| 34 | | 5101B61720ZJ140111 | | 602,344.00 | 602,344.00 | 422,131.52 | 180,212.48 | |
| 35 | ? | MANAGEMENT SERVICES | O/T SAL | | | | | |
| 36 | | 5101B61720ZJ140112 | | .00 | .00 | .00 | .00 | |
| 37 | ? | MANAGEMENT SERVICES | FRINGE | | | | | |
| 38 | | 5101B61720ZJ140113 | | 143,971.00 | 143,971.00 | 98,825.05 | 45,145.95 | |
| 39 | ? | MANAGEMENT SERVICES | CONTRACT | | | | | |
| 40 | | 5101B61720ZJ140230 | | 29,195.00 | 29,195.00 | 20,294.16 | 8,900.84 | |
| 41 | ? | MANAGEMENT SERVICES | BLDG RNT | | | | | |
| 42 | | 5101B61720ZJ140233 | | 14,430.00 | 14,430.00 | .00 | 14,430.00 | |
| 43 | ? | MANAGEMENT SERVICES | SUPPLIES | | | | | |
| 44 | | 5101B61720ZJ140240 | | 12,500.00 | 12,500.00 | 7,701.40 | 4,798.60 | |
| 45 | ? | MANAGEMENT SERVICES | EQUIP | | | | | |
| 46 | | 5101B61720ZJ140250 | | 2,200.00 | 2,200.00 | 2,174.79 | 25.21 | |
| 47 | ? | MANAGEMENT SERVICES | MISCELL | | | | | |
| 48 | | 5101B61720ZJ140290 | | .00 | .00 | .00 | .00 | |

PF1: BROWSE FORWARD, PF2: FINAL TOTALS

TOTAL APPROP YTD ALLOTMENT - (EXP+ENCUMB) = FUNDS AVAIL

| | | | | | | | | |
|----|---|---------------------|----------|-----------|-----------|-----------|----------|--|
| 49 | ? | MANAGEMENT SERVICES | TELEPHON | | | | | |
| 50 | | 5101B61720ZJ140383 | | 29,087.00 | 29,087.00 | 19,975.74 | 9,111.26 | |
| 51 | ? | MANAGEMENT SERVICES | CAPITAL | | | | | |
| 52 | | 5101B61720ZJ140450 | | 4,455.00 | 4,455.00 | 974.00 | 3,481.00 | |

PF1: BROWSE FORWARD, PF2: FINAL TOTALS

TOTAL APPROP YTD ALLOTMENT-(EXP+ENCUMB) = FUNDS AVAIL

| | | | | | |
|---|--------------------------------|------------|------------|------------|------------|
| ? | INVESTIGATION & RECDU REG SAL | | | | |
| | 5101B61720ZJ130111 | 477,173.00 | 465,960.00 | 315,982.15 | 149,977.85 |
| ? | INVESTIGATION & RECDU O/T SAL | | | | |
| | 5101B61720ZJ130112 | .00 | .00 | .00 | .00 |
| ? | INVESTIGATION & RECDU FRINGE | | | | |
| | 5101B61720ZJ130113 | 117,799.00 | 117,799.00 | 69,996.73 | 47,802.27 |
| ? | INVESTIGATION & RECDU CONTRACT | | | | |
| | 5101B61720ZJ130230 | 105,795.00 | 105,795.00 | 69,057.87 | 36,737.13 |
| ? | INVESTIGATION & RECDU BLDG RNT | | | | |
| | 5101B61720ZJ130233 | 14,430.00 | 14,430.00 | .00 | 14,430.00 |
| ? | INVESTIGATION & RECDU SUPPLIES | | | | |
| | 5101B61720ZJ130240 | 9,145.00 | 9,145.00 | 6,493.81 | 2,651.19 |
| ? | INVESTIGATION & RECDU EQUIP | | | | |
| | 5101B61720ZJ130250 | 2,210.00 | 2,210.00 | 1,545.50 | 664.50 |
| ? | INVESTIGATION & RECDU MISCELL | | | | |
| | 5101B61720ZJ130290 | .00 | .00 | .00 | .00 |

PF1: BROWSE FORWARD, PF2: FINAL TOTALS

TOTAL APPROP YTD ALLOTMENT-(EXP+ENCUMB) = FUNDS AVAIL

| | | | | | |
|---|--------------------------------|-----------|-----------|-----------|----------|
| ? | INVESTIGATION & RECDU TELEPHON | | | | |
| | 5101B61720ZJ130363 | 13,951.00 | 13,951.00 | 10,912.58 | 3,038.42 |
| ? | INVESTIGATION & RECDU CAPITAL | | | | |
| | 5101B61720ZJ130450 | 3,700.00 | 3,700.00 | 1,466.00 | 2,234.00 |
| ? | | | | | |
| ? | | | | | |
| ? | | | | | |
| ? | | | | | |
| ? | | | | | |

TOTAL 744,203.00 732,990.00 475,454.64 257,535.36

PF1: BROWSE FORWARD, PF2: FINAL TOTALS

INSTRUMENT

TOTAL APPROP YTD ALLOTMENT-(EXP+ENCUMB) = FUNDS AVAIL

| | | | | | | |
|---|--------------------|----------|-------------|-------------|------------|------------|
| ? | FOOD STAMP | REG SAL | 1327,206.00 | 1327,206.00 | 963,621.24 | 363,584.76 |
| | 5101B61725ZC160111 | | | | | |
| ? | FOOD STAMP | O/T SAL | .00 | .00 | .00 | .00 |
| | 5101B61725ZC160112 | | | | | |
| ? | FOOD STAMP | FRINGE | 314,370.00 | 314,370.00 | 227,547.47 | 86,822.53 |
| | 5101B61725ZC160113 | | | | | |
| ? | FOOD STAMP | TRAVEL | 3,463.00 | 3,463.00 | .00 | 3,463.00 |
| | 5101B61725ZC160220 | | | | | |
| ? | FOOD STAMP | CONTRACT | 489,636.00 | 489,636.00 | 442,565.75 | 47,070.25 |
| | 5101B61725ZC160230 | | | | | |
| ? | FOOD STAMP | SUPPLIES | 13,000.00 | 13,000.00 | 11,312.43 | 1,687.57 |
| | 5101B61725ZC160240 | | | | | |
| ? | FOOD STAMP | EQUIP | 9,341.00 | 9,341.00 | 6,282.81 | 3,058.19 |
| | 5101B61725ZC160350 | | | | | |
| ? | FOOD STAMP | MISCELL | .00 | .00 | .00 | .00 |
| | 5101B61725ZC160290 | | | | | |

PF1: BROWSE FORWARD, PF2: FINAL TOTALS

PAGE 00
07/25/96

AB

TOTAL APPROP YTD ALLOTMENT-(EXP+ENCUMB) = FUNDS AVAIL

| | | | | | | |
|---|--------------------|----------|------------|------------|-----------|------------|
| ? | FOOD STAMP | TELEPHON | 37,000.00 | 37,000.00 | 29,795.28 | 7,204.72 |
| | 5101B61725ZC160363 | | | | | |
| ? | FOOD STAMP | CAPITAL | 279,718.00 | 279,718.00 | 399.00 | 279,319.00 |
| | 5101B61725ZC160450 | | | | | |
| ? | | | | | | |
| ? | | | | | | |
| ? | | | | | | |
| ? | | | | | | |
| ? | | | | | | |

TOTAL 2473,734.00 2473,734.00 1681,523.98 792,210.00

PF1: BROWSE FORWARD, PF2: FINAL TOTALS

07/25/96

TOTAL APPROP YTD ALLOTMENT (EXP+ENCUMB) = FUNDS AVAIL

| | | | | |
|----------------------------------|------------|------------|-----------|-----------|
| ? EMPLOYMT & TRAINING P REG SAL | | | | |
| 5100A61725ET001111 | 64,747.00 | 58,444.00 | 40,450.80 | 17,993.20 |
| ? EMPLOYMT & TRAINING P O/T SAL | | | | |
| 5100A61725ET001112 | .00 | .00 | .00 | .00 |
| ? EMPLOYMT & TRAINING P FRINGE | | | | |
| 5100A61725ET001113 | 10,700.00 | 10,700.00 | 8,057.51 | 2,642.49 |
| ? EMPLOYMT & TRAINING P CONTRACT | | | | |
| 5100A61725ET001230 | 38,403.00 | 38,403.00 | 38,403.00 | .00 |
| ? EMPLOYMT & TRAINING P SUPPLIES | | | | |
| 5100A61725ET001240 | 500.00 | 500.00 | .00 | 500.00 |
| ? EMPLOYMT & TRAINING P EQUIP | | | | |
| 5100A61725ET001250 | 1,632.00 | 1,632.00 | .00 | 1,632.00 |
| ? EMPLOYMT & TRAINING P MISCELL | | | | |
| 5100A61725ET001290 | 14,132.00 | 14,132.00 | 4,224.00 | 9,908.00 |
| ? EMPLOYMT & TRAINING P CAPITAL | | | | |
| 5100A61725ET001450 | 8,661.00 | 8,661.00 | .00 | 8,661.00 |
| TOTAL | 138,775.00 | 132,472.00 | 91,135.31 | 41,336.69 |

PF1: BROWSE FORWARD, PF2: FINAL TOTALS

TRANSACTION REGISTER

REPRODUCED AT

TOTAL APPROP YTD ALLOTMENT-(EXP+ENCUMB) = FUNDS AVAIL

| | | | | | |
|--------------------|----------|------------|------------|------------|-----------|
| ? SYSTEMS GROUP | REG SAL | | | | |
| 5100A61726SG001111 | | 170,550.00 | 170,550.00 | 122,712.00 | 47,838.00 |
| ? SYSTEMS GROUP | O/T SAL | | | | |
| 5100A61726SG001112 | | .00 | .00 | .00 | .00 |
| ? SYSTEMS GROUP | FRINGE | | | | |
| 5100A61726SG001113 | | 42,109.00 | 42,109.00 | 25,933.09 | 16,175.91 |
| ? SYSTEMS GROUP | CONTRACT | | | | |
| 5100A61726SG001230 | | 30,412.00 | 30,412.00 | 9,574.00 | 20,838.00 |
| ? SYSTEMS GROUP | BLDG RNT | | | | |
| 5100A61726SG001233 | | .00 | .00 | .00 | .00 |
| ? SYSTEMS GROUP | TELEPHON | | | | |
| 5100A61726SG001363 | | 7,077.00 | 7,077.00 | 2,093.04 | 4,983.96 |
| ? SYSTEMS GROUP | CAPITAL | | | | |
| 5100A61726SG001450 | | .00 | .00 | .00 | .00 |

| | | | | | |
|-------|--|------------|------------|------------|-----------|
| TOTAL | | 250,148.00 | 250,148.00 | 160,312.13 | 89,835.87 |
|-------|--|------------|------------|------------|-----------|

PF1: BROWSE FORWARD, PF2: FINAL TOTALS

TRANSACTION REGISTER

INFORMATION

TOTAL APPROP YTD ALLOTMENT (EXP+ENCUMB) = FUNDS AVAIL

| | | | | |
|----------------------------------|-----------|-----------|-----------|-----------|
| ? SR CITZN STATE OFFICE REG SAL | | | | |
| 5101B61730ZJ110111 | 91,417.00 | 84,928.00 | 26,172.00 | 58,756.00 |
| ? SR CITZN STATE OFFICE D/T SAL | | | | |
| 5101B61730ZJ110112 | .00 | .00 | .00 | .00 |
| ? SR CITZN STATE OFFICE FRINGE | | | | |
| 5101B61730ZJ110113 | 16,920.00 | 16,920.00 | 5,131.26 | 11,788.74 |
| ? SR CITZN STATE OFFICE TRAVEL | | | | |
| 5101B61730ZJ110220 | 11,400.00 | 11,400.00 | 5,282.20 | 6,117.80 |
| ? SR CITZN STATE OFFICE CONTRACT | | | | |
| 5101B61730ZJ110230 | 82,600.00 | 82,600.00 | 8,308.16 | 74,291.84 |
| ? SR CITZN STATE OFFICE BLDG RNT | | | | |
| 5101B61730ZJ110233 | 57,484.00 | 57,484.00 | .00 | 57,484.00 |
| ? SR CITZN STATE OFFICE SUPPLIES | | | | |
| 5101B61730ZJ110240 | 11,000.00 | 11,000.00 | 1,470.89 | 9,529.11 |
| ? SR CITZN STATE OFFICE EQUIP | | | | |
| 5101B61730ZJ110250 | 2,000.00 | 2,000.00 | .00 | 2,000.00 |

PF1: BROWSE FORWARD, PF2: FINAL TOTALS

TOTAL APPROP YTD ALLOTMENT-(EXP+ENCUMB) = FUNDS AVAIL

| | | | | |
|----------------------------------|------------|------------|-----------|------------|
| ? SR CITZN STATE OFFICE MISCELL | | | | |
| 5101B61730ZJ110290 | 10,200.00 | 10,200.00 | 3,350.00 | 6,850.00 |
| ? SR CITZN STATE OFFICE TELEPHON | | | | |
| 5101B61730ZJ110363 | 10,000.00 | 10,000.00 | 4,515.24 | 5,484.76 |
| ? SR CITZN STATE OFFICE CAPITAL | | | | |
| 5101B61730ZJ110450 | 21,720.00 | 21,720.00 | 16,707.00 | 5,013.00 |
| ? ? ? ? ? | | | | |
| TOTAL | 314,741.00 | 308,252.00 | 70,936.75 | 237,315.25 |

10/1/83

10/1/83

AB APPROPRIATION - BROWSE

TOTAL APPROP YTD ALLOTMENT-(EXP+ENCUMB) = FUNDS AVAIL

| | | | | | |
|----|----------------------------------|-------------|-------------|-------------|-----------|
| 14 | ? SR CITZN TITLE IIIB S CONTRACT | | | | |
| 15 | 5101B61730ZJ121230 | 3658,413.00 | 3658,413.00 | 3632,068.15 | 26,344.85 |
| 16 | ? SR CITZN TITLE IIIB S MISCELL | | | | |
| 17 | 5101B61730ZJ121290 | .00 | .00 | .00 | .00 |
| 18 | ? TITLE IIIC1 CONGREGAT CONTRACT | | | | |
| 19 | 5101B61730ZJ122230 | 1672,542.00 | 1672,542.00 | 1672,542.00 | .00 |
| 20 | ? TITLE IIIC1 CONGREGAT MISCELL | | | | |
| 21 | 5101B61730ZJ122290 | .00 | .00 | .00 | .00 |
| 22 | ? TITLE III2C HOME DELV CONTRACT | | | | |
| 23 | 5101B61730ZJ123230 | 1099,149.00 | 1099,149.00 | 1099,149.00 | .00 |
| 24 | ? TITLE III2C HOME DELV MISCELL | | | | |
| 25 | 5101B61730ZJ123290 | .00 | .00 | .00 | .00 |
| 26 | ? TITLE IIID IN-HOME CONTRACT | | | | |
| 27 | 5101B61730ZJ124230 | 332,184.00 | 332,184.00 | 305,073.00 | 27,111.00 |
| 28 | ? TITLE IIID IN-HOME MISCELL | | | | |
| 29 | 5101B61730ZJ124290 | .00 | .00 | .00 | .00 |

PF1: BROWSE FORWARD, PF2: FINAL TOTALS

AB APPROPRIATION - BROWSE

TOTAL APPROP YTD ALLOTMENT-(EXP+ENCUMB) = FUNDS AVAIL

| | | | | | |
|----|----------------------------------|-----|-----|-----|-----|
| 36 | ? SR CITZN PREVENTIVE H CONTRACT | | | | |
| 37 | 5101B61730ZJ127230 | .00 | .00 | .00 | .00 |
| 38 | ? SR CITZN PREVENTIVE H MISCELL | | | | |
| 39 | 5101B61730ZJ127290 | .00 | .00 | .00 | .00 |

TOTAL 6762,288.00 6762,288.00 6708,832.15 53,455.85

PF1: BROWSE FORWARD, PF2: FINAL TOTALS

IKR/KU/CEH 1/1

TOTAL APPROP YTD ALLOTME (EXP+ENCUMB) = FUNDS AVAIL

| | | | | | |
|---|----------------------------------|------------|------------|------------|-----------|
| 1 | ? SR CITZN ADULT PROTEC REG SAL | | | | |
| | 5100A61730AP005111 | 280,476.00 | 248,998.00 | 214,735.20 | 34,262.80 |
| 2 | ? SR CITZN ADULT PROTEC O/T SAL | | | | |
| | 5100A61730AP005112 | .00 | .00 | .00 | .00 |
| 3 | ? SR CITZN ADULT PROTEC FRINGE | | | | |
| | 5100A61730AP005113 | 75,240.00 | 69,586.00 | 43,879.59 | 25,706.41 |
| 4 | ? SR CITZN ADULT PROTEC TRAVEL | | | | |
| | 5100A61730AP005220 | 1,979.00 | 1,979.00 | 479.40 | 1,499.60 |
| 5 | ? SR CITZN ADULT PROTEC CONTRACT | | | | |
| | 5100A61730AP005230 | 388,914.00 | 388,914.00 | 377,118.90 | 11,795.10 |
| 6 | ? SR CITZN ADULT PROTEC SUPPLIES | | | | |
| | 5100A61730AP005240 | 3,108.00 | 3,108.00 | 3,016.96 | 91.04 |
| 7 | ? SR CITZN ADULT PROTEC EQUIP | | | | |
| | 5100A61730AP005250 | 400.00 | 400.00 | 385.99 | 14.01 |
| 8 | ? SR CITZN ADULT PROTEC MISCELL | | | | |
| | 5100A61730AP005290 | 1,200.00 | 1,200.00 | .00 | 1,200.00 |

PF1: BROWSE FORWARD, PF2: FINAL TOTALS

AB APPROPRIATION - BROWSE

TOTAL APPROP YTD ALLOTMENT-(EXP+ENCUMB) = FUNDS AVAIL

| | | | | | |
|---|----------------------------------|------------|------------|------------|-----------|
| 9 | ? SR CITZN ADULT PROTEC TELEPHON | | | | |
| | 5100A61730AP005363 | 2,017.00 | 2,017.00 | 24.75 | 1,992.25 |
| 1 | ? SR CITZN ADULT PROTEC CAPITAL | | | | |
| | 5100A61730AP005450 | 1,803.00 | 1,803.00 | 379.00 | 1,424.00 |
| 2 | | | | | |
| 3 | | | | | |
| 4 | | | | | |
| 5 | | | | | |
| 6 | | | | | |
| 7 | | | | | |
| 8 | | | | | |
| 9 | | | | | |
| 0 | TOTAL | 755,137.00 | 718,005.00 | 640,019.79 | 77,985.21 |

PF1: BROWSE FORWARD, PF2: FINAL TOTALS

INTRODUCTION

TOTAL APPROP YTD ALLOTMENT-(EXP+ENCUMB) = FUNDS AVAIL

? MANAMKO YAN MANHOBEN CONTRACT

| | | | | |
|--------------------|------------|------------|----------|------------|
| 5100A61730MM008230 | 115,200.00 | 115,200.00 | 7,765.36 | 107,434.64 |
| ? | | | | |
| ? | | | | |
| ? | | | | |
| ? | | | | |
| ? | | | | |
| ? | | | | |

TOTAL 115,200.00 115,200.00 7,765.36 107,434.64

PF1: BROWSE FORWARD, PF2: FINAL TOTALS

TOTAL APPROP YTD ALLOTMENT-(EXP+ENCUMB) = FUNDS AVAIL

? SR CITZN RESPITE CARE CONTRACT

| | | | | |
|--------------------|------------|------------|------------|--------|
| 5100A61730RC009230 | 125,000.00 | 125,000.00 | 124,320.79 | 679.21 |
| ? | | | | |
| ? | | | | |
| ? | | | | |
| ? | | | | |
| ? | | | | |

TOTAL 125,000.00 125,000.00 124,320.79 679.21

PF1: BROWSE FORWARD, PF2: FINAL TOTALS


AUG 19 1996

TWENTY-THIRD GUAM LEGISLATURE
1996 (Second) Regular Session

Bill No. 722 (LS)

Introduced by:

Lou Leon Guerrero
F. E. Santos



AN ACT TO RE-APPROPRIATE AVAILABLE FUNDS IN DEPARTMENT OF PUBLIC HEALTH & SOCIAL SERVICES TO FUND SHORTFALLS IN PUBLIC ASSISTANCE BENEFITS FOR FISCAL YEAR 1996.

BE IT ENACTED BY THE PEOPLE OF THE TERRITORY OF GUAM:

- 1 **Section 1. Legislative Findings.** Whereas the Department of Public Health &
- 2 Social Services, at their Fiscal Year 1997 budget hearing, declared that the
- 3 Division of Public Welfare will experience cash shortfalls for public assistance
- 4 benefit payments for the month of September 1996; and, although it was
- 5 determined that the Department will be anticipating lapses in various areas
- 6 the passage of Public Law 23-94 which restricts the Governor's transfer
- 7 authority allows the Department no flexibility in identifying additional
- 8 funding sources. It is therefore imperative that re-appropriation by legislative
- 9 action be enacted.
- 10 **Section 2. Re-Appropriation.** The sum of Nine Hundred Sixty Thousand Six
- 11 Hundred Seventy One Dollars (\$960,671.) is hereby re-appropriated, from
- 12 available lapses in the Department of Public Health & Social Services, to fund
- 13 the shortfall in Public Assistance Benefits payments category 1723-290 for
- 14 Fiscal Year 1996.